

Home
Union Profiles
Crime & Corruption
Undemocratic Leaders
Unfair Labor Practices
Political Money
For Union Members
About Us
Media & Press
Our Ads
Contact Us
Please Help Us

The 12.5 million
facts union
officials don't
want you
to know.



Print | E-mail

National Education Association (NEA)

National Headquarters

1201 16TH ST NW
WASHINGTON, DC 20036

Reg Weaver, the president of the 2.7 million-member National Education Association (NEA) claims of his union: "We are the teachers, there is no distinction." But lavish salaries for union staff, and vast sums of money spent on a radical political agenda, demonstrate the wide gap between this union's leaders and the teachers they claim to represent.

The American Federation of Teachers reports that the average U.S. teacher's salary was below \$46,000 in 2002-2003. But Weaver's salary was \$439,000 last year, and more than half of the NEA's 600-person staff took home more than \$100,000 in compensation, according to analysis

Basic Facts

Total Assets:	\$ 179,693,878
Members:	2,731,419
Employees:	941
Employees earning over \$75,000:	417
Total Political Funds:	\$ 2,619,052
ULPs Filed Since 2000:	28
Decertification Petitions Filed:	3

from *The Wall Street Journal*.

The NEA's questionable spending also includes its one-sided political donations. Between 1990 and 2004, 94 percent of donations made by National Education Association political action committees and individual officers went to Democrats, according to the Center for Responsive Politics. But according to the NEA, only 45 percent of public school teachers are Democrats.

In 2004, the union spent \$65.5 million -- nearly 20 percent of its entire budget -- on "contributions, gifts and grants" that largely funded left-wing and non-education-related causes, including drives to raise the minimum wage and campaigns to kill Social Security reform. As a *Wall Street Journal* editorial noted, its financial disclosure forms "expose the union as a honey pot for left-wing political causes that have nothing to do with teachers, much less students." Recipients of teachers' forced dues supporting left-leaning groups including:

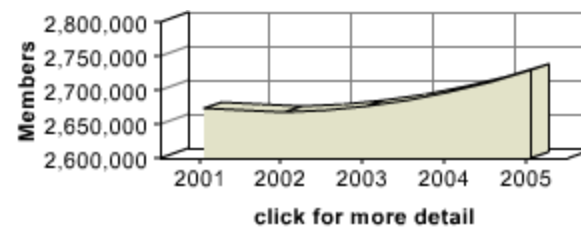
- Human Rights Campaign (\$15,000)
- National Women's Law Center (\$5,000)
- Rainbow/PUSH Coalition (\$5,000)
- Gay Lesbian & Straight Education Network (\$5,000)
- Democratic Leadership Council (\$25,000)
- Congressional Black Caucus Foundation (\$40,000)
- Congressional Hispanic Caucus Institute (\$35,000)
- Economic Policy Institute (\$45,000)
- Ballot Initiative Strategy Center (\$75,000)
- People for the American Way (\$51,000)
- Fund to Protect Social Security (\$400,000)
- Rock the Vote Education Fund (\$10,000)
- Floridians For All (\$249,000)
- Alliance for Nevada's Working Families (\$250,000)

Membership

Total Membership: 2,731,419

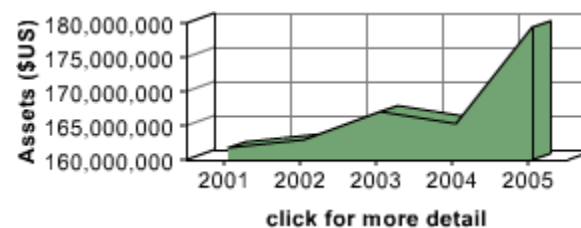
Source: Department of Labor, Office of Labor

Management Standards LM filings



Financial Information

Total Assets: \$ 179,693,878
 Total Receipts: \$ 341,239,670



Financial Disbursements

Representational Activities (13.5%)	\$ 46,953,204	
Political Activities & Lobbying (7.2%)	\$ 24,985,250	
Contributions, Gifts & Grants (18.8%)	\$ 65,489,536	
General Overhead (18.4%)	\$ 64,002,664	
Union Administration (16.3%)	\$ 56,809,524	
Total Compensation (12.8%)	\$ 44,344,894	
Per Capita Tax (1.0%)	\$ 3,470,569	
Other (12.0%)	\$ 41,606,892	

Search Financial Disbursement Records

search this union
 search all

Source: Department of Labor, Office of Labor Management Standards LM filings

Locals & Other Affiliated Organizations

Top 10 Locals (by Members)

Local	Members
NEA State Association (Harrisburg, PA)	173,761

NEA State Association 0 (East Lansing, MI)	137,231
NEA State Association (Columbus, OH)	131,000
NEA State Association (Springfield, IL)	120,741
NEA State Association (Tallahassee, FL)	118,787
NEA State Association (Austin, TX)	56,284
NEA Association (Albany, NY)	37,033
NEA State Association (Augusta, ME)	25,301
NEA State Association (Cranston, RI)	10,992
NEA State Association (Washington, DC)	6,122

[\[show all locals & affiliates\]](#)

Source: Department of Labor, Office of Labor Management Standards LM filings

Leadership

Top 10 International NEA Leaders & Staff (by Salary)

Name	Title	Total Compensation
Reg Weaver	Nea President	\$ 438,920
John Wilson	Exec Director	\$ 336,925
Lily Eskelsen	Nea Secty/treas	\$ 329,378
Dennis Van Roekel	Nea Vp	\$ 318,823
Marilyn Rogers	Regionaldir	\$ 225,488
Carmen Quesada	Director	\$ 224,010
Kevin Howell	Cio	\$ 220,719
Andrew Linebaugh	Director	\$ 217,692
Cynthia Swann	Project Dir	\$ 216,544
Nelson Okino	Manager D	\$ 215,599

[\[show all officers & salaries\]](#)

Source: Department of Labor, Office of Labor Management Standards LM filings

UnionFacts.com is committed to 100% accuracy. Please contact us with factual corrections & comments.

Political Money

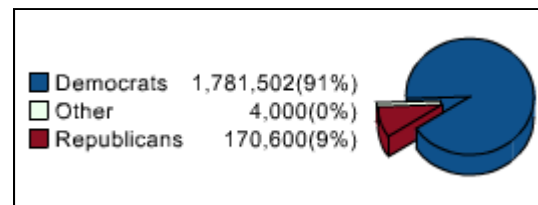
Political Action Committees (PAC)

Unions typically use PACs to make "hard money" contributions to specific candidates they support.

Each PAC can donate up to \$5,000 per candidate per election. PACs are highly regulated under the Federal Election Commission.

Featured PAC: NEA FUND FOR CHILDREN AND PUBLIC EDUCATION

Total Given: \$ 1,960,102



Other Affiliated PACs

CALIFORNIA TEACHERS ASSOCIATION	\$ 652,868
NEW JERSEY EDUCATION ASSOCIATION	\$ 2,782
KANSAS-NATIONAL EDUCATION ASSOCIATION PACESETTER PAC (PACESETTER-PAC)	\$ 2,500
POLITICAL ACTION COUNCIL OF EDUCATORS(UNITED TEACHERS-LOS ANGELES)	\$ 800

Source: 2003-2004 Federal Election Commission PAC data.

527 Money

In most cases, unions use 527 organizations to make unlimited "soft money" donations to campaigns or candidates they support. Unlike PACs, 527 organizations do not coordinate with specific candidates, and as a result, are not regulated by the Federal Election Commission.

Total Affiliated 527 Receipts: \$ 1,459,506

Total Affiliated 527 Disbursements: \$ 7,426,186

Featured 527 Accounts

- The NEA Fund for Children and Public Education

Total Receipts: \$ 444,040

Total Disbursements: \$ 5,986,684

[\[show all funds\]](#)

Source: Internal Revenue Service 527 electronic form 8872 filings

Unfair Labor Practices

The National Labor Relations Board investigates instances of union violations of the National Labor Relations Act and other labor laws. Unfair Labor Practices include instances of bad faith bargaining, excessive dues, violence, threats and many other violations.

	Allegations Filed
Duty of Fair Representation	8
Other Allegations	7
Unilateral Changes [not Sec. 8(d)]	5
Refusal to Furnish Information	4
Direct Dealing/Bypassing Union	3
Bad Faith/Surface Bargaining (Succeeding Contract)	2
Bad Faith Bargaining (Succeeding Contract)	2
Changes in Conditions of Employment [not 8a3]	2
Refusal to Bargain (Succeeding Contract)	2
Discipline	1
[show all ULP violations]	
Source: National Labor Relations Board's Case Activity Tracking (CATS) database	

Unionization Elections

The National Labor Relations Board (NLRB) oversees union representation elections, or "R Cases." To call an election, 30 percent of affected employees are required to sign a petition for an election. Elections can be used to both certify and decertify union representation. Increasingly, unions are avoiding the NLRB election process, instead opting for "Card Check" unionization.

Decertification Elections

Union members unhappy with their current union can opt to

Elections Records

Despite the commonly held belief that most workers would like to join a union, union representation elections—also

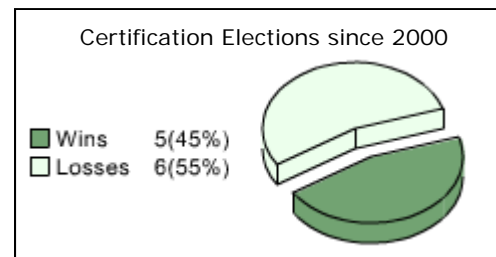
decertify it as their exclusive bargaining representative. These are known as "RD" cases.

**Decertification Petitions Filed:
3**

[\[see decertifications\]](#)

Source: National Labor Relations Board's Case Activity Tracking (CATS) database

known as "RC Cases"—often fail.



SEARCH SITE

SEARCH

[Home](#) | [Contact Us](#) | [About Us](#) | [Site Map](#)

© 2006 Center for Union Facts | All Rights Reserved